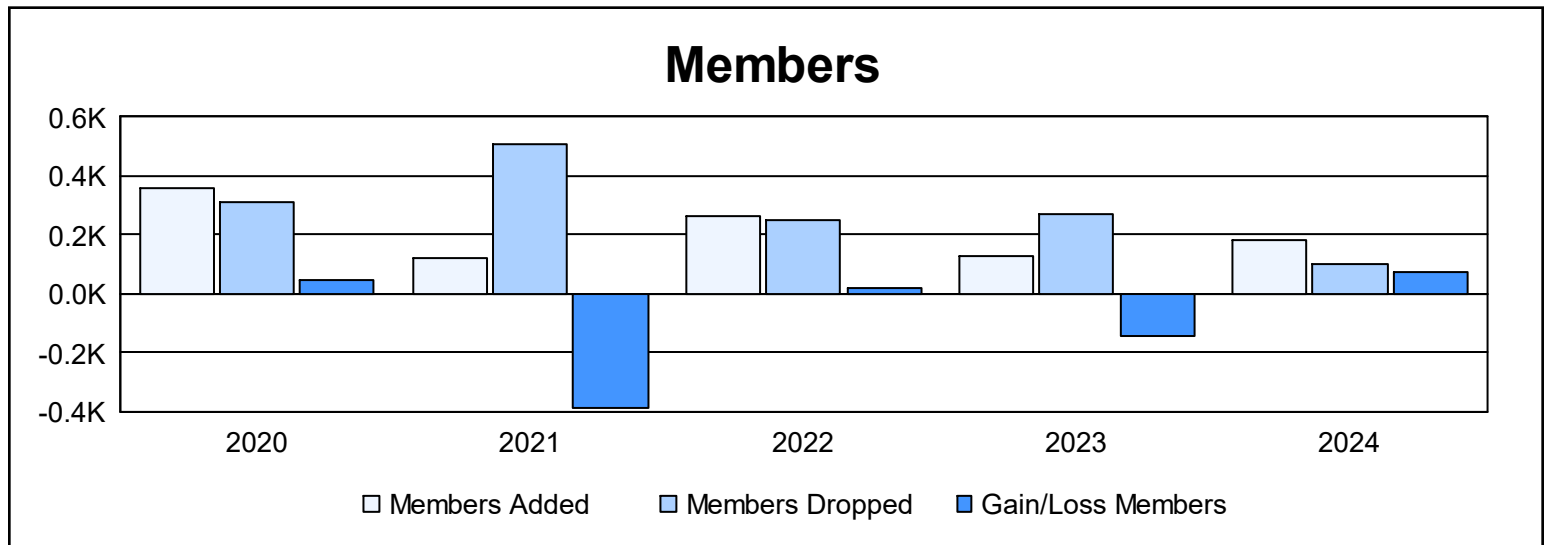
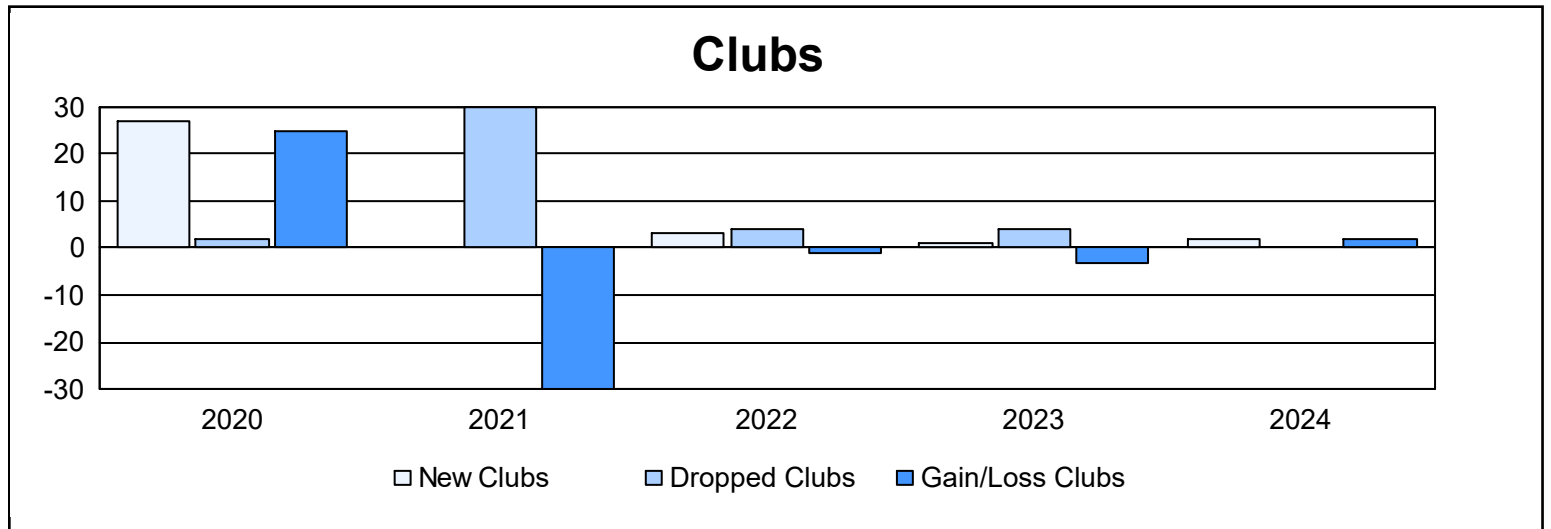
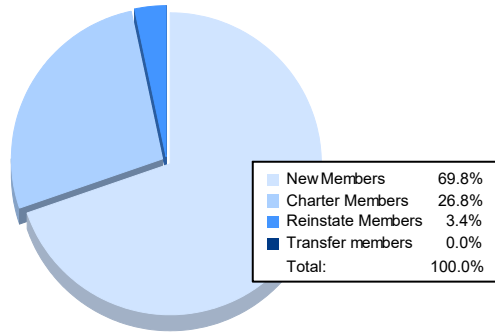


Year	New Clubs	Dropped Clubs	Gain/ Loss Clubs	New Members	Charter Members	Reinstate Members	Transfer Members	Total Member Added	Total Members Dropped	Gain/ Loss Members
2019-2020	27	2	25	118	233	10	0	361	311	50
2020-2021	0	30	-30	101	8	4	7	120	506	-386
2021-2022	3	4	-1	164	78	21	3	266	248	18
2022-2023	1	4	-3	89	22	8	6	125	271	-146
2023-2024	2	0	2	125	48	6	0	179	102	77
<b>Average</b>	<b>7</b>	<b>8</b>	<b>-1</b>	<b>119</b>	<b>78</b>	<b>10</b>	<b>3</b>	<b>210</b>	<b>288</b>	<b>-77</b>



### Membership Composition June 2024 Cumulative



### Gender Composition June 2024 Cumulative

